

CARMEL CONVENT SR . SEC SCHOOL , RATANPUR . BHOPAL

DEVELOPING MY SKILLS

SUMMER HOLIDAYS HOMEWORK

SESSION : 2024-25

CLASS : 2

ENGLISH

1. Do one page handwriting daily from (little master's cursive writing step by step – 2
2. SCRAP Book : Let's sort the following words into Singular and Plural and put them in the Candy jar for our Sugary Memory.

dog	trees	hats	boy	chairs	pen	boats	clocks	book	fan
-----	-------	------	-----	--------	-----	-------	--------	------	-----



3. INTERGRATED Activity : Learning by doing :



Name of the Vegetable	Number	Number Name
P _ _ A _ O		
_ O M _ _ _		
C _ C _ _ B _ _		
T _ _ N _ P		
_ _ I O _		
C _ _ R _ _		
B R _ _ J _ _		

Refer to the table and answer the following questions.

1. Which vegetable is the king of vegetables?

2. Name the vegetables that can be eaten raw?

3. Which vegetable is good for eyes?

4. Count the number of letters in each vegetable and arrange the numbers from least to greatest.

4. CRAFT Activity : Noun House :

Draw this cute Noun house with chart paper and write 4 examples under each window PERSON , PLACE , ANIMAL , and THING :



5. FEELINGS and EMOTIONS :

Feelings and Emotions

Choose the correct face




I am surprised



I am angry



I am scared




I am sad



I am tired



I am happy



**FA - 1 English Syllabus (2024-25)
Class - 2**

Explore Book Semester - 1

**Lesson = 1 (Goby's Noisy Best
Friend)**

**Lesson = 1 (part - 2) Poem (My
Dog , Toby)**

**Work done in English Flower Copy
and Exercises from book**

Grammar Worksheet - 1

Know your Grammar - 1

Lesson = 1 The English Alphabet

Lesson = 2 Naming words Nouns)

Lesson = 3 The Sentence

*** SUMMER HOLIDAY HOMEWORK***
SUBJECT - HINDI
CLASS – 2

1. अपने जन्मदिन की एक तस्वीर चिपका कर उस दिन आप क्या क्या करते हैं पाँच वाक्य लिखिए।
2. पेपर प्लेट की सहायता से कोई भी स्माइली का मुखौटा बनाइए।
3. हिंदी वितान पुस्तक का रोज़ एक पृष्ठ पढ़ेंगे।
4. हिंदी पाठमाला का पाठ-1, मेरी हिंदी व्याकरण का पाठ - 1 याद कीजिए ।

PT -1 SYLLABUS

वितान हिंदी पाठमाला

पाठ -1 हम भारत की शान हैं

पाठ - 2 हँसी खो गई

मेरी हिंदी व्याकरण

पाठ –1 हमारी भाषा

Class II EVS

Holiday Homework 2024-25

1. Learn worksheets, book exercises and copy work from Lesson 1 our body and lesson 2 our food

2. Solve worksheet of lesson 2

3. Trace your palm on a A4 size sheet and stick the following objects on each fingertip:

- i. Hard object (E.g. small piece of wood)
- ii. Soft object (E.g. wool/cotton)
- iii. Smooth object (E.g. paper)
- iv. Rough object (E.g. sand/sandpaper)
- v. Sticky object (E.g. cello tape)



For example:

4. **Art integrated project:**

Make a greeting card or any beautiful design with the help of leaves (dry or fresh)

For example:



FA-I Syllabus (New Explore Sem-1)

1. Lesson -1 (Our Body)

2. Lesson -2(Our Food)

Learn whatever work done in the book, copy and worksheets.

MATHS HOLIDAY HOMEWORK 2024-25

MATHS SYLLABUS FOR FA-1 (2024-25): -

New Explore Book Semester- 1-

a) Chapter 1- Revision

Chapter 2- Numbers Upto 1000

b) Tables – 1 to 6

HOLIDAY HOMEWORK: -


1. Art Integrated Project-

a) Number Images- Draw any picture with the help of numbers 0 to 9 in an A-4 size sheet.

Ex.-



b) Place Value Chart- Make a place value working model using different coloured chart papers.



2. Learn tables 1 to 10.

3. Learn number names 1 to 500.

4. Practice all the work done in Maths class work copy, worksheet and Maths book. (Practice in your rough copy).

Holiday Homework

Class – 2

Computer

Paste and Name the pictures of different types of computers. (Make four line copy for computer and do the activity in that copy).